

**Product Code : SDBPM2 /
Swept dome bracket pole mount dual**

- / S for standard
- / EH for Edinburgh hoop design
- / NS for Newcastle scroll design
- / MD for Modern decorative design

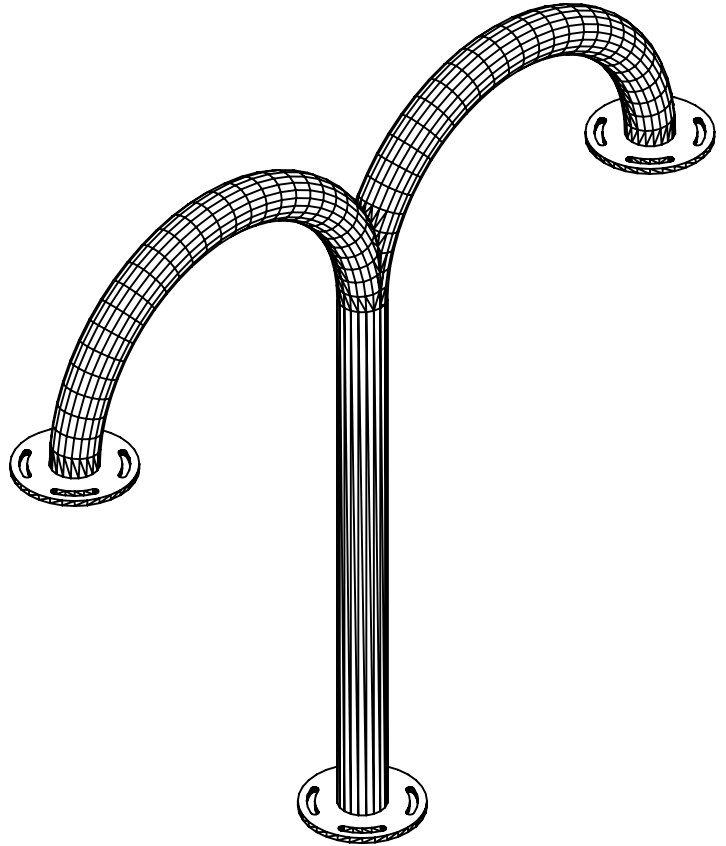
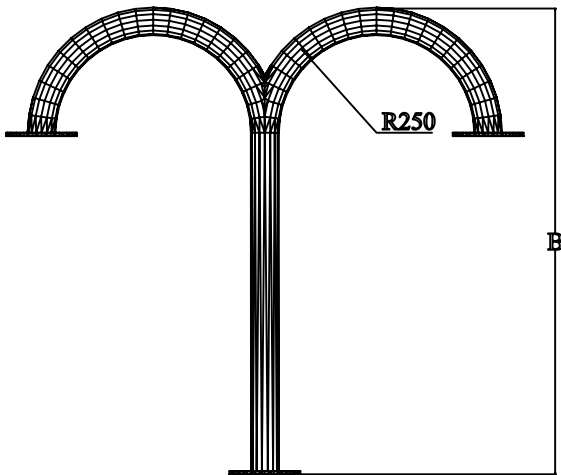
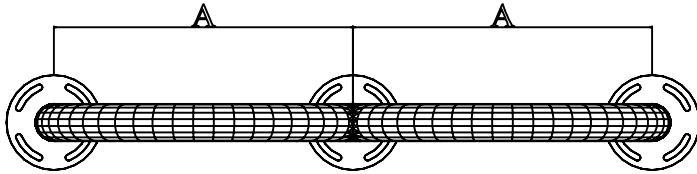
Swept dome bracket pole mount dual

These CTE swept dome brackets are available to suit most dome manufacturers fixings. These are manufactured with a standard 101.6 pcd fixing to suit all our pole / tower range.

Product

- Will fit to all CTE poles and towers
- Fully galvanised for maximum weather protection
- Painted to most Ral / Bs colours if required
- Fixings available to suit most manufactures domes
- via a nylon adaptor
- Supplied with a neoprene gasket
- Other ornate and decorative design available
- Bracket is fitted to pole by standard 101.6 pcd fixing
- Various dome leg heights available

PRODCUCT CODE	SWAN NECK OUTREACH	SWAN NECK HEIGHT
	A	B
SDBPM 2	500	700



**MANY ITEMS ARE IN STOCK PLEASE CALL
FOR UP TO DATE AVAILABILTY AND PRICES**



Camera Tower Engineering Ltd
Cotton Hall Street
Darwen, Lancs.
BB3 0DW

Tel: 01254 701666 Fax: 01254 701888
Email: sales@camera-towers.com
Web: www.camera-towers.com